














xerox altalink multifunction printers evaluator guide - xerox  altalink multifunction printers evaluator guide 3 xerox  connectkey  technology  "the nexus of your complete productivity ecosystem today ™s workplace has evolved beyond the ability of any single machine to fulfill productivity needs of the modern, mobile, always connected workforce.

xerox workcentre 7800 series multifunction printer - finishing options 1 high-capacity feeder holds 2,000 sheets of paper. this brings the maximum capacity up to 5,140 sheets. the xerox  workcentre 7830i/7835i models are available with capacities of 2,180 or 3,140 sheets.

xerox  workcentre  3335/3345 multifunction printer - 1. connect your printer to a network with an ethernet cable. 2. confirm that your network recognizes your printer. by default, the printer receives an ip address

xerox  workcentre  3615 black and white multifunction printer - xerox  workcentre  3615 black and white multifunction printer imprimante multifonctions noir et blanc system administrator guide guide de l'™ administrateur syst^{me}

Related PDFs :

[Abc Def](#)

[Sitemap](#) | [Best Seller](#) | [Home](#) | [Random](#) | [Popular](#) | [Top](#)